

Customer Questionnaire for Lead Service Line Inventory

Lone Tree Municipal Water Department is required to make a Lead Service Line inventory of the water distribution system. In order to compile a database of the materials used in our customer's service lines and plumbing, please take a few minutes to complete this questionnaire and return to City Hall or mail back to:

City of Lone Tree
PO Box 337
Lone Tree, IA 52755

We thank you for your cooperation in helping us with this so the city can continue to serve clean and safe drinking water to our customers.

Contact Information

Name of Person filling out this questionnaire: _____

Service Address (use separate sheet for each property):

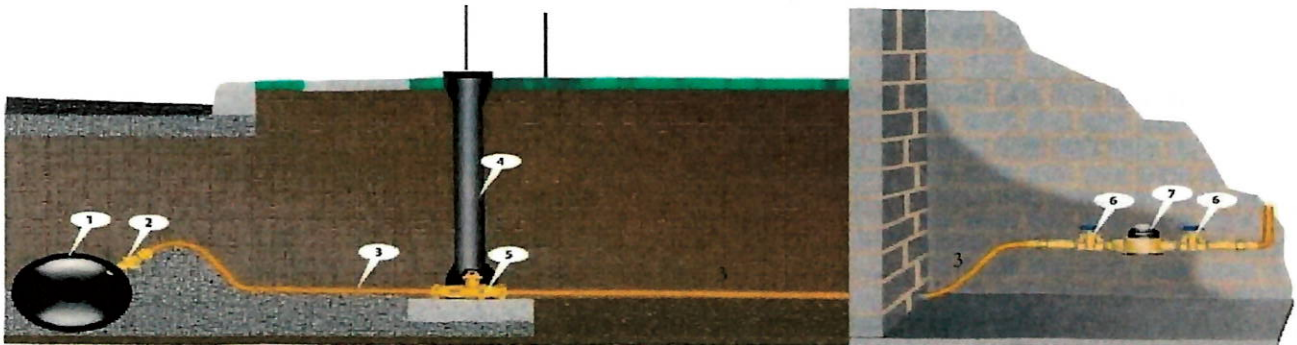
Phone Number should we have questions: _____

Property Information

Type: Single Family Multi-Family Commercial Industrial

Year Built: Before 1988 After 1988


Water Service Components




1. Water main
2. Corporation stop (service is tapped to main)
3. Service line
4. Curb box (allows access to curb-stop valve)
5. Curb-stop valve (usually located on/near property line)
6. House shut-off valve before meter (located in basement)
7. Water meter
6. Optional valve to keep household plumbing from draining, after meter


Service line material is either galvanized steel, lead, copper, or plastic. You can perform some tests on the private side of your service line to determine the material. One test is the **scratch test**. By scratching the private side of your service line with a quarter, you will be able to determine the material. You can also perform the **magnet test** by attempting to stick a magnet to the line. Read on to find out how to conduct these tests:



Lead 
 A dull, silver-gray color that is easily scratched with a coin
 Use a magnet - strong magnets will not cling to lead pipes

Galvanized 
 A dull, silver-gray color. Use a magnet - strong magnets will typically cling to galvanized pipes

Copper 
 The color of a copper penny

Plastic 
 White, rigid pipe that is joined to water supply piping with a clamp

Lead lines will be shiny when scratched with a quarter. A magnet **WILL NOT** stick to the pipe.
Galvanized steel lines will be dull gray in color when scratched with a quarter. A magnet **WILL** stick to the pipe.
Copper pipes will be shiny and bronze in color when scratched with a quarter. A magnet **WILL NOT** stick to the pipe.

Materials List

1. What material is your service line (3 - the portion coming into the building before the meter) made of?
 (Check all that apply)
 Lead Copper Galvanized steel P.E. (polyethylene) Unknown
2. When was the service line going into your house or business installed?
 Before 1988 After 1988
3. What material are the pipes in your house or business made of? (Check all that apply)
 Lead Copper Galvanized PVC PEX
4. How old are the pipes inside your house?
 Installed before 1988 Installed after 1988
5. Do you have a water softener or a whole home water purification system or any other treatment device installed in your house or business?
 Yes No
6. If you answered yes to question 5, do you have an untreated, cold-water kitchen or bathroom faucet?
 Yes No
7. If your home or business meets the criteria for lead and copper sampling, would you be willing to participate in this testing? During testing, a Water Supply Employee would bring an empty bottle to your house, provide you with documentation and instructions on collecting the sample, and pick it up the next morning. Sampling frequency is typically every three years.
 Yes No